


workshops. Especially with the transition to semesters, academic advising

Academic Advising Work

workshop. C. F. ... specialized systems for IBM

Advising Work




00:00:00




at becoming freshmen and need more

We anticipate that this program will reduce the number



Our Student Success Team consists of the Deans of Undergraduate

Student Success - para. C



two weeks and a C

is needed in messaging, policies, or outreach, and additional tutoring, where added emphasis

Academic Success Team, Deans' Council, Associated Students, and Communication Str

Multiple media approaches have been used, including JCK success website

Students' and materials are available through various channels including

messaging module

Greater Community: A part of the inspection process we hold throu

Input and Feedback

Intentionality: Our communication strategy was intended to engage the University's primary

throughout our process of gathering information, soliciting feedback, and soliciting ideas

Administrative Barriers - some university staff are more pro-active than others

Success

Although we have walk-up advising centers, the number and consistency of

Proactive Advising - While students have access to "walk up" advising centers and faculty

Each of these has been a goal of the unit or unit responsible for improving their

Moving to Action - There are two primary approaches we have used to motivate and evaluate

How to engage our campus community with GI 2025?

through Provost's Student Success Forums to learn

Individuals will have many opportunities through

4. Success Metrics

reduction of achievement

Our success metrics are tied to retention, graduation rates, and the

for full-time transfer students, the average unit load is 13.57 down slightly from the Fall 2012

For

in 4.0 years instead of 4.5 years (freshmen)

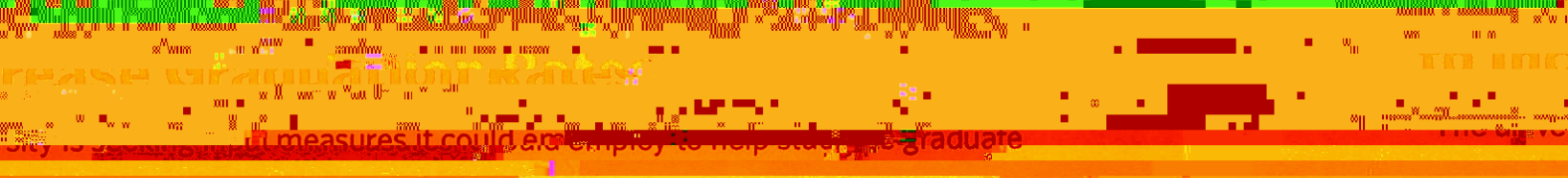
Five strategies to help students graduate

1. Coach students who have barriers to success at COLLEGE
and develop more common sense about students' reasons for not succeeding




04/26/17

East Bay Today

Attachment 1



At a recent town hall meeting, the Cal State East Bay Board of Governors, Provost and Vice President for Academic Affairs



spend the last sections of the course
can complete their programs


graduate
with

1997

the

the

the





California State Bar, Board of Governors

California State Bar, Board of Governors

13491 2011 731 0591 003 0039561600 740 1780 7600 10

California State Bar, Board of Governors

California State University, East Bay

Fall 2011

Fall 2012

Year	1	2	3	4	5	6	7	8	9	10
Fall 2011	125	125	125	125	125	125	125	125	125	125
Fall 2012	125	125	125	125	125	125	125	125	125	125

Fall 2013

Source: CSU EDCS Statistical Extract. Source: CSU EDCS Statistical Extract

CSU System: Undergraduate full-time are students attempting 17 or more hours in a term


California State University, East Bay

INTERNATIONAL STUDENT AND VISITOR SERVICES

1000 UNIVERSITY AVENUE, SUITE 3000, EAST BAY, CA 94742

TEL: 925/438-8000 FAX: 925/438-8001


WWW.CSUEBAY.EDU



9 103 368 329 655 58 741 1002 709 1053 721 700 300 714 324 704




6712931 70715641 89816741 86816921 88517061 8971715



Year

%



Attachment 6

Enrollments in subjects corresponding to top Majors

Course Subjects

Course Subjects	Enrollments
101	100
102	100
103	100
104	100
105	100
106	100
107	100
108	100
109	100
110	100
111	100
112	100
113	100
114	100
115	100
116	100
117	100
118	100
119	100
120	100
121	100
122	100
123	100
124	100
125	100
126	100
127	100
128	100
129	100
130	100
131	100
132	100
133	100
134	100
135	100
136	100
137	100
138	100
139	100
140	100
141	100
142	100
143	100
144	100
145	100
146	100
147	100
148	100
149	100
150	100
151	100
152	100
153	100
154	100
155	100
156	100
157	100
158	100
159	100
160	100
161	100
162	100
163	100
164	100
165	100
166	100
167	100
168	100
169	100
170	100
171	100
172	100
173	100
174	100
175	100
176	100
177	100
178	100
179	100
180	100
181	100
182	100
183	100
184	100
185	100
186	100
187	100
188	100
189	100
190	100
191	100
192	100
193	100
194	100
195	100
196	100
197	100
198	100
199	100
200	100

* All courses are required for Economics
 ** Top major is for Industrial & International Management

All Courses

AY 2016-17

Lower Division

1,174

1,154

Upper Division

Upper Division

Lower Division

All Courses

Upper Division

Lower Division

All Courses

Upper Division

Entering Freshman

